


# VISIFLON

Convolute PTFE Lined Flexible Hose



TEMPERATURE RESISTANT

CHEMICAL RESISTANT

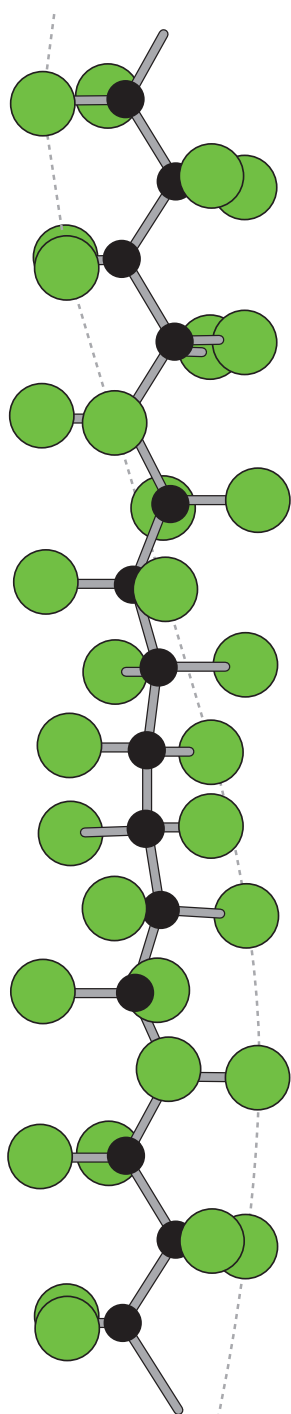
VERY FLEXIBLE

# CONTENTS

|  |               |
|--|---------------|
| Contents   | Page 2        |
| PTFE - The Optimum Choice For Visiflon Hose Linings          | Page 3        |
| Visiflon (Hyperline V) Hose and Hose Grades                  | Page 4        |
| Visiflon Hose Specifications and Properties                  | Page 5        |
| Visiflon Hose Supply Options, Loose Hose & Assemblies        | Page 6        |
| Visiflon Hose Assembly Instructions                          | Page 7        |
| Special Usage Conditions                                     | Page 8        |
| Visiflon Hose - Quality Assurance Certificates and Approvals | Page 9        |
| Correct Hose Configuration                                   | Pages 10 - 12 |
| Conditions of Sale   | Pages 13 - 14 |
| Back Cover   | Page 15       |

# PTFE - THE OPTIMUM CHOICE FOR HOSE LININGS

Section from a PTFE Molecule, 16 Angstrom Units long



= Fluorine Atom



= Carbon Atom

PTFE, or Polytetrafluoroethylene, comprises of long-chain molecules of carbon atoms, each linked to two fluorine atoms.

The fluorine atoms provide a helical spiral which surrounds the carbon chain and protects it.

It is this structure which creates the unique properties for which PTFE is well-known.

- **Excellent Chemical Resistance**

PTFE is renowned as the most chemically resistant material known. Only a very few, very unusual substances and conditions can affect it, like Fluorine gas at high temperature and pressure and liquid, boiling sodium metal.

PTFE lined hoses can therefore be used for a wider variety of chemicals than any other hose type, making it the ideal choice for very corrosive chemical applications and multi-product applications.

- **Non-Stick Surface**

The use of PTFE as a surface for cookware products has demonstrated to the world how easily cleanable PTFE surfaces are.

This means that PTFE lined hoses can be purged 100% clean more quickly, easily and reliably than any other type of hose.

- **Excellent Temperature Range**

The cookware application also demonstrates another of PTFE's many attributes - temperature resistance. PTFE itself can be used as a hose liner at temperatures from -150°C up to +260°C, dependent upon the hose design and the application conditions.

This is the widest temperature range of any rubber or plastic hose lining material.

- **Hose Design**

The only issue with PTFE as a hose lining material is the best way it can be integrated in to the hose design. This is where Aflex Hose have a proven record of success over the last 40 years.

# VISIFLON (HYPERLINE V) HOSE GRADES

Visiflon was previously named Hyperline V - either name applies, but Visiflon is now the conventional name applied.

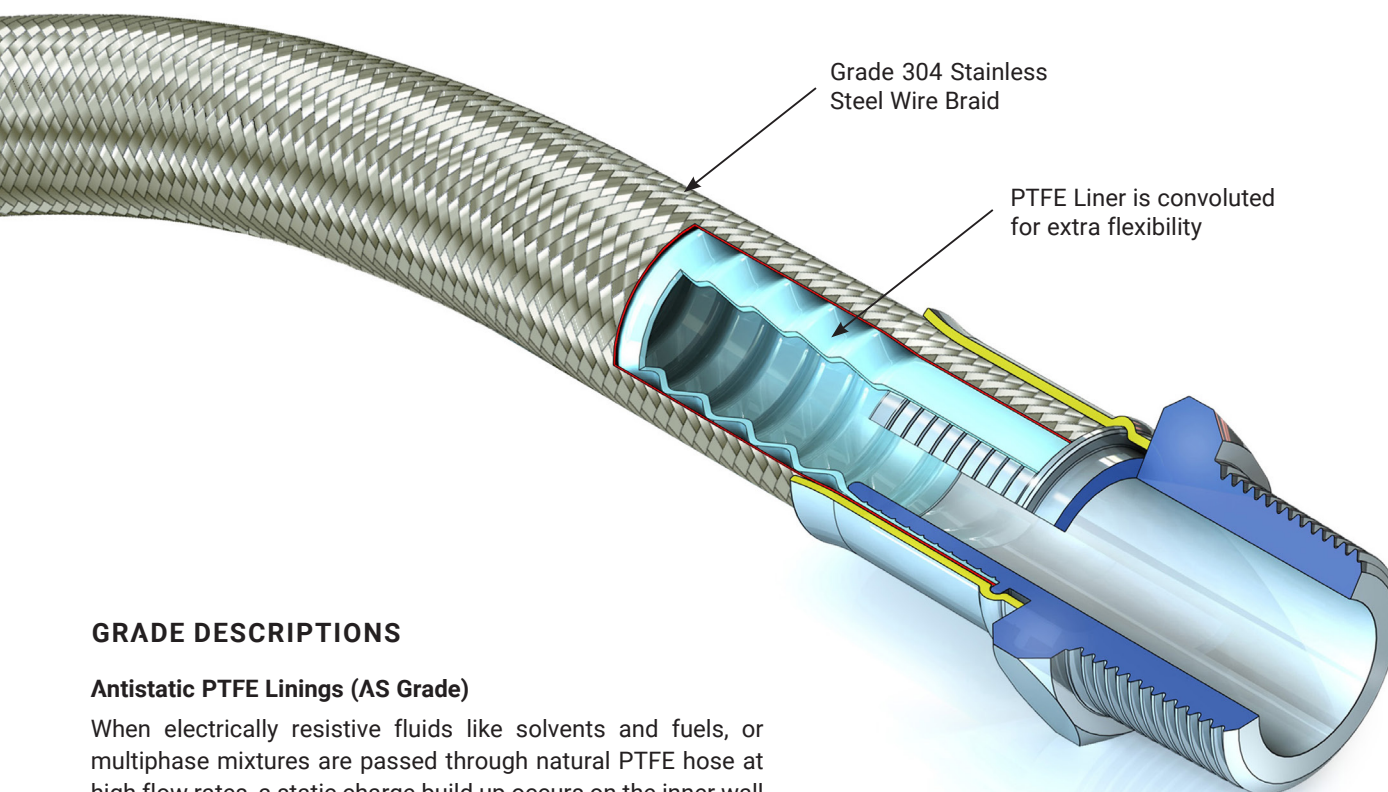
Visiflon includes a helically convoluted PTFE liner tube, and the tube is fully convoluted inside and out. (This is different to Hyperline FX tube, which is only convoluted on the outer surface).

This convoluted liner design makes the hose very flexible and very kink resistant across the size range.

## STANDARD GRADES AVAILABLE

|                             |   |
|-----------------------------|---|
| <b>Visiflon GP, TO</b>      | - Natural PTFE Tube Only, No Braid.   |
| <b>Visiflon GP, AS, TO</b>  | - Antistatic Black PTFE Tube Only, No Braid.                                |
| <b>Visiflon GP, SS</b>      | - Natural PTFE Tube external AISI 304 Stainless Steel Wire Braid.           |
| <b>Visiflon GP, AS, SS</b>  | - Antistatic Black PTFE Tube, external AISI 304 Stainless Steel Wire Braid. |
| <b>*Visiflon GP, PB</b>     | - Natural PTFE Tube, Orange Polypropylene Yarn Braid.                       |
| <b>*Visiflon GP, AS, PB</b> | - Antistatic Black PTFE Tube, Orange Polypropylene Yarn Braid.              |

## VISIFLON HOSE ASSEMBLY WITH A FIXED MALE END FITTING CRIMPED ON TO THE HOSE



## GRADE DESCRIPTIONS

### Antistatic PTFE Linings (AS Grade)

When electrically resistive fluids like solvents and fuels, or multiphase mixtures are passed through natural PTFE hose at high flow rates, a static charge build up occurs on the inner wall of the PTFE liner, which eventually discharges to the nearest earth creating a leak path through the liner.

Antistatic PTFE includes a small quantity of a special carbon black which ensures safe static charge dissipation, in accordance with International Standards.

### Stainless Steel Wire Braid (SS Grades)

The braid protects the PTFE liner tube against internal pressure and mechanical abuse.

### Polypropylene Yarn Braid (PB Grades)

The braid is lighter in weight than SS braid, and any ends broken in service will not cut an operator's hands. Operating Temperatures & Pressures, however are limited.

\*Note: PB Grades are usually only available to special order.

# VISIFLON HOSE: SPECIFICATIONS & PROPERTIES

## SPECIFICATIONS FOR VISIFLON HOSE GRADES

Specifications listed below are for non-AS Grades. For AS Grades the specifications are all the same, except that "AS" is added to the Grade Reference, and the Part Number reads "-110-" in place of "-100-".

| Nominal Hose Size |      | *Actual Hose Bore Size |      | Hose Grade | Outside Diameter of Tube or Braid |       | Minimum Bend Radius |     | Maximum Working Pressure (MWP) |     | Weight per Unit Length |        | Hose Part Number |
|-------------------|------|------------------------|------|------------|-----------------------------------|-------|---------------------|-----|--------------------------------|-----|------------------------|--------|------------------|
| in                | mm   | in                     | mm   |            | in                                | mm    | in                  | mm  | Bar                            | Psi | Kg/mtr                 | Lbs/ft |                  |
| 3/8               | 10.0 | 1/4                    | 6.3  | TO         | 0.420                             | 10.70 | 1                   | 25  | 4                              | 58  | 0.057                  | 0.038  | 71-100-06        |
|                   |      |                        |      | SS         | 0.470                             | 11.95 | 3/4                 | 19  | 60                             | 870 | 0.144                  | 0.096  | 71-100-06-01-02  |
|                   |      |                        |      | PB         | 0.512                             | 13.00 | 1                   | 25  | 30                             | 435 | 0.091                  | 0.061  | 71-100-06-01-21  |
| 1/2               | 12.0 | 3/8                    | 9.5  | TO         | 0.555                             | 14.10 | 1 1/2               | 38  | 4                              | 58  | 0.076                  | 0.051  | 71-100-08        |
|                   |      |                        |      | SS         | 0.600                             | 15.25 | 1                   | 25  | 47                             | 680 | 0.195                  | 0.130  | 71-100-08-01-02  |
|                   |      |                        |      | PB         | 0.662                             | 16.80 | 1 1/2               | 38  | 23.5                           | 340 | 0.125                  | 0.084  | 71-100-08-01-21  |
| 5/8               | 16.0 | 1/2                    | 12.7 | TO         | 0.780                             | 19.80 | 2                   | 50  | 4                              | 58  | 0.126                  | 0.084  | 71-100-10        |
|                   |      |                        |      | SS         | 0.835                             | 21.20 | 1 1/2               | 38  | 40                             | 580 | 0.296                  | 0.194  | 71-100-10-01-02  |
|                   |      |                        |      | PB         | 0.906                             | 23.00 | 2                   | 50  | 20                             | 290 | 0.188                  | 0.126  | 71-100-10-01-21  |
| 3/4               | 20.0 | 5/8                    | 16.0 | TO         | 0.835                             | 21.20 | 3                   | 75  | 3                              | 43  | 0.166                  | 0.111  | 71-100-12        |
|                   |      |                        |      | SS         | 0.894                             | 22.70 | 2                   | 50  | 32                             | 460 | 0.376                  | 0.251  | 71-100-12-01-02  |
|                   |      |                        |      | PB         | 0.973                             | 24.70 | 2 1/2               | 63  | 16                             | 230 | 0.226                  | 0.151  | 71-100-12-01-21  |
| 1                 | 25.0 | 7/8                    | 22.0 | TO         | 1.143                             | 29.00 | 3 1/2               | 89  | 3                              | 43  | 0.235                  | 0.157  | 71-100-16        |
|                   |      |                        |      | SS         | 1.204                             | 30.60 | 2 1/2               | 63  | 26                             | 380 | 0.533                  | 0.310  | 71-100-16-01-02  |
|                   |      |                        |      | PB         | 1.300                             | 32.90 | 3                   | 75  | 13                             | 190 | 0.314                  | 0.210  | 71-100-16-01-21  |
| 1 1/4             | 32.0 | 1 1/8                  | 28.0 | TO         | 1.349                             | 34.20 | 4                   | 100 | 2                              | 29  | 0.342                  | 0.229  | 71-100-20        |
|                   |      |                        |      | SS         | 1.420                             | 36.00 | 3                   | 75  | 25                             | 360 | 0.729                  | 0.489  | 71-100-20-01-02  |
|                   |      |                        |      | PB         | 1.537                             | 39.00 | 3 1/2               | 89  | 12.5                           | 180 | 0.444                  | 0.298  | 71-100-20-01-21  |

\*Visiflon Hose assemblies require that the convolutions at the ends of the hose are opened out to accept either Hydraulic or PTFE Tail end fittings (see page 7).

**Note:** Many of the sizes of hose and fittings listed in this brochure are available as ex-stock items and are priced accordingly. However, some of the less popular items are not always in stock, and may therefore incur a minimum order charge or a set-up charge for smaller quantities. Aflex Hose will advise when the enquiry is made.

## PROPERTIES

### Temperatures and Pressures

**Visiflon TO Grades** - The MWP listed above applies up to a maximum temperature of 100°C (212°F).

**Visiflon SS Grades** - The MWP listed above should be reduced by 1% for each 1°C above 130°C up to a maximum of 230°C (1% for each 1.8°F above 266°F up to a maximum of 450°F).

**Visiflon PB Grades** - The MWP listed should be reduced by 5% for each 1°C above 80°C up to a maximum of 100°C (5% for each 1.8°F above 176°F to 212°F).

### Vacuum Resistance

Visiflon SS Grades are vacuum resistant to -0.9 bar up to 130°C (266°F).

Visiflon TO and PB Grades are vacuum resistant to -0.9 bar up to 80°C (176°F).

### Flow Rates

The internal convolutions restrict flow rates due to turbulent flow, and may also cause a whistling noise when gases are passed through. For any applications where this may be a problem, the alternative Aflex Hose products Hyperline FX or Corroline<sup>+</sup> would provide a solution.



# VISIFLON HOSE - SUPPLY OPTIONS, LOOSE HOSE & ASSEMBLIES

## SUPPLY OPTIONS

Visiflon hose can either be supplied as made up and crimped hose assemblies, or as loose hose for customers to assemble themselves, using ferrules supplied by Aflex Hose, and either standard hydraulic end fittings or PTFE Tail end fittings.


### Loose Hose

Visiflon hose can be supplied loose, in coils or on wooden reels if required, for Customers to assemble themselves.

For self-assembly, Customers must purchase not only the hose, but also the ferrules from Aflex Hose. If PTFE Tail design fittings are used, these must also be supplied by Aflex Hose, but hydraulic fittings are generally available.

Assembly must be carried out in accordance with the Instructions (page 7), and assemblers should be trained by Aflex Hose staff.

### Assemblies



Aflex Hose can supply fully assembled Visiflon hose assemblies, with crimped ends.

A wide variety of End Fittings are available in Grade 316L Stainless Steel and Zinc Plated Mild Steel, including:

- 60° BSP Cone Seat Female Unions (also flat seat)
- Flat Seat Lug Nut Female Unions
- BSPT or NPT Fixed Males
- NPT Fixed Females
- 37° JIC Female Fittings
- 37° JIC/NPT Male Unions
- 37° JIC/NPT Female Unions
- Tube Fittings
- Standpipe Fittings

**Note:** stainless steel and carbon steel hydraulic tail end fittings and carbon steel PTFE tail end fittings do not always have a fine machined surface through the bore, and so are not suitable for certain specialised or hygienic applications which require a smooth bore. In such applications, stainless steel PTFE tail end fittings should be used.

# VISIFLON HOSE ASSEMBLY INSTRUCTIONS

## ASSEMBLY INSTRUCTIONS

1. Cut the hose to the required length, preferably using a hose cut off machine with a hardened steel blade, allowing for the length of the end fitting.
2. Assemble the correct ferrules (see list) on to the hose ends.
3. Open the hose bore, by screwing in then pulling out the correct Visiflon Opening Tool (Manual or Motorised). For hydraulic fittings, use the basic tool. For PTFE tail fittings, add the correct collar to the tool.
4. Insert the end fitting, then push the ferrule fully over the hose up to the end fitting.
5. Crimp the ferrule to the correct diameter as given in Aflex Document AS-42 for Hydraulic Inserts, or AS-VI-01 for PTFE Tail Inserts. These are available on an I-Bay system - apply to Aflex Hose for access codes. Check using a Vernier or Micrometer.
6. Pressure test the assembly with air or water to 1.5 x listed Maximum Working Pressure before use in application.

## PART NUMBERS FOR VISIFLON HOSE FERRULES (GP OR GP, AS GRADE LINER)

| Visiflon Hose Size & Grade | PTFE Tail       |                 | Hydraulic Tail  |                 |
|----------------------------|-----------------|-----------------|-----------------|-----------------|
|                            | Mild Steel      | Stainless Steel | Mild Steel      | Stainless Steel |
| 3/8" GP, SS                | 01-120-06-06-04 | 01-120-06-06-02 | 01-170-06-06-04 | 01-170-06-06-03 |
| 3/8" GP, PB                | X               | 01-180-06-06-02 | 01-170-06-06-04 | 01-170-06-06-03 |
| 1/2" GP, SS                | 01-120-08-08-04 | 01-120-08-08-02 | 01-170-08-08-04 | 01-170-08-08-03 |
| 1/2" GP, PB                | 01-150-08-08-04 | 01-180-08-08-02 | 01-170-08-08-04 | 01-170-08-08-03 |
| 5/8" GP, SS                | X               | 01-180-10-10-02 | 01-170-10-10-04 | 01-170-10-10-03 |
| 3/4" GP, SS                | 01-150-12-12-04 | 01-240-12-12-02 | 01-170-12-12-04 | 01-170-12-12-03 |
| 3/4" GP, PB                | 01-180-12-12-04 | 01-240-12-12-02 | 01-170-12-12-04 | 01-170-12-12-03 |
| 1" GP, SS                  | 01-150-16-16-04 | 01-150-16-16-02 | 01-170-16-16-04 | 01-170-16-16-03 |
| 1" GP, PB                  | 01-180-16-16-04 | 01-180-16-16-02 | 01-170-16-16-04 | 01-170-16-16-03 |
| 1 1/4" GP, SS              | 01-150-20-20-04 | 01-150-20-20-02 | 01-190-20-20-04 | 01-190-20-20-02 |
| 1 1/4" GP, PB              | X               | 01-155-20-02-02 | 01-190-20-20-04 | 01-190-20-20-02 |

**Note:** X = This ferrule is not currently available.

# VISIFLON HOSE SPECIAL USAGE CONDITIONS

## **PTFE Hose-Use with Alkali Metals, Halogens and Halogen containing Chemicals**

PTFE hose liners react chemically with Fluorine, Chlorine Trifluoride and molten Alkali Metals.

When PTFE lined hose is used to carry Chlorine or Bromine, either as gasses or fluids, they will diffuse into and through the PTFE liner wall thickness. Trace quantities will then combine with atmospheric moisture to corrode any braid/rubber outer coverings.

Heavily halogenated chemicals, like Hydrogen Fluoride, Hydrogen Chloride, Phosgene (Carbonyl Chloride) Carbon Tetrachloride and other organic chemicals with a high halogen content can also be absorbed and transmitted through the PTFE liner tube.

## **Other “Penetrating” Fluids and Gases**

Sulphur Trioxide, Methyl Methacrylate, Caprolactam and Glacial Acetic Acid are some other chemicals which can be absorbed and transmitted through the PTFE liner tube wall.

Generally, however, as a hydrophobic (non-wetting) material, PTFE is very resistant to the absorption of chemicals. In some cases, PTFE has superior resistance to diffusion, for example to the diffusion of automotive fuels, in comparison with all other plastics and rubbers.

## **Gas/Fluid Cycling**

There are some applications where the fluid passing through the hose turns into a gas, then back into a fluid, then into a gas etc, in a cyclic sequence.

This is normally associated with changes in temperature and/or pressure. For complex reasons these conditions are extremely damaging to the hose liner, whatever material it is made from.

For example, hoses are sometimes used to pass steam, water, steam etc into rubber moulding presses, in order to heat the mould, then rapidly cool it before reheating in the next cycle. Hoses of all types fail rapidly in such an application and PTFE lined hoses are no exception.

Please contact Aflex Hose for further information if these conditions apply.

## **Connecting Assemblies for Use in Applications**

The lengths of hose assemblies and their configuration in use when connected into the application must always be in accordance with the Hose Configuration information at the end of this product literature.

When being connected for use in applications, the end fittings on hose assemblies must be connected to correct mating parts in the correct way, using the correct tools, spanners, clamps, nuts and bolts etc. The connections must be sufficiently tightened to ensure that the joint is leak free but not be over tightened as this can damage the sealing surfaces.

In applications involving the transfer through the hose of expensive or dangerous fluids or gases, the hoses and connections must be pressure tested in situ before being put in to service. This should be done with some harmless media to 1.5 times the maximum working pressure of the hose assembly, as stated in the product literature.

If in doubt please contact Aflex Hose for advice.

## **Special Applications**

Aflex Hose PTFE lined hose products are not rated as suitable for use in the following, special applications:

All Radioactive Applications involving high energy radiation, including Gamma radiation (degrades PTFE)

All Medical Implantation Applications.

For Aerospace Applications, please contact Aflex for the appropriate hose choice.



## **Visiflon Hose and** Quality Assurance, Certification and Approvals

### **BS EN ISO 9001:2015**

Aflex products are all manufactured in accordance with BS EN ISO 9001: Quality Management Systems independently assessed and registered by The British Standards Institution (BSI).

### **IATF16949:2016**

Aflex Hose Ltd manufactures PTFE flexible hose for the automotive industry in accordance with IATF16949 and is assessed and certified by The British Standards Institution (BSI).

### **ISO 14001:2015**

Aflex Hose Ltd have been successfully assessed to the requirements of ISO 14001, by the British Standards Institution (BSI). By gaining this accreditation Aflex Hose Ltd are demonstrating our commitment to reducing our impact on the environment.

### **ISO 45001:2018**

Aflex Hose Ltd have been successfully assessed to the requirements of ISO 45001, by the British Standards Institution (BSI). By gaining this accreditation Aflex Hose Ltd are demonstrating our commitment to the health and safety of our employees by consistently identifying and controlling risks to health and safety, reducing the potential for accidents, complying to relevant legislation and improving overall awareness throughout the business.

### **FDA**

The Materials used to manufacture the natural PTFE Tube liner conforms to FDA 21 CFR 177.1550, and the antistatic PTFE liner conforms to FDA 21 CFR 178.3297.

### **Automotive Fuel Hose - SAE J1737**

Tested and approved for automotive fuel hose use in accordance with SAE J1737.

### **CE Marking (Europe only)**

Aflex has been assessed by The British Standards Institution (BSI) and found to comply with the Pressure Equipment Directive 2014/68/EU Conformity Assessment Module D1, approved to CE Mark applicable hose products, accompanied by a Hose Usage Data Sheet, and a Declaration of Conformity.

### **Attestations of Conformity to ATEX Directive 2014/34/EU (Potentially Explosive Atmospheres)**

Available for hose assemblies for components used in Gas Zones 1 & 2 and Dust Zones 21 & 22, when applicable.

### **Material Certification to EN10204**

Available for all the hose or hose assembly components.

### **Certificates of Conformity to BS EN ISO/IEC 17050**

Are available for all products.

# HOSE CONFIGURATION & LENGTH CALCULATIONS

## - FOR BEND RADIUS

### HOSE CONFIGURATION REQUIREMENTS

Hose Assemblies are usually connected at both ends in service. They may then either remain in a fixed, or static configuration or in a flexing, or dynamic configuration.

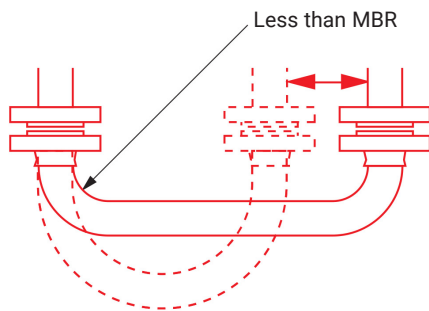
Whether static or dynamic, the First Rule concerning the configuration of the hose is that the bend radius of the hose must never be less than the Minimum Bend Radius (MBR) for the hose as listed in the relevant hose brochure.

The most common situation when this is likely to occur is when the hose is flexed at the end fitting, with stress being applied to the hose at an angle to the axis of the end fitting. Typically, this happens either because the length of the hose is too short, or because the weight of the hose plus contents creates a stress at an angle to the end fitting.

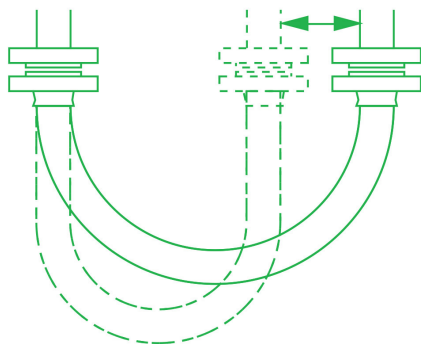
The Second Rule, therefore, if possible, is to design the configuration to ensure that any flexing in the hose takes place away from the end fittings.

#### (DYNAMIC) CONFIGURATION

**INCORRECT** - Hose too short

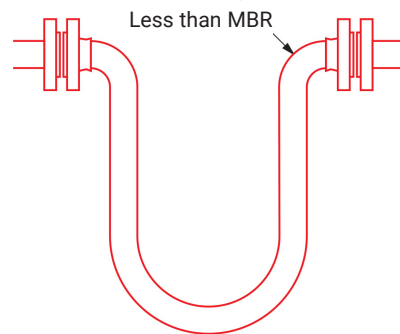


**CORRECT** - No flex at End Fittings

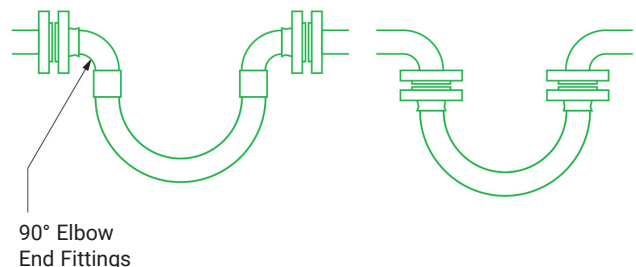


#### (STATIC) CONFIGURATION

**INCORRECT** - Weight of hose is at 90° to Axis of End Fittings



**CORRECT** - No flex at end fittings



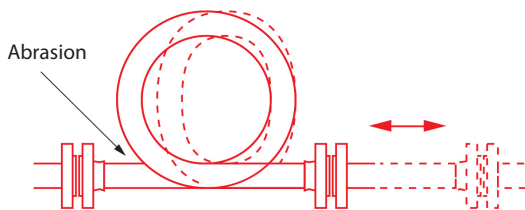
# HOSE CONFIGURATION & LENGTH CALCULATIONS

## - FOR ABRASION & TORQUE

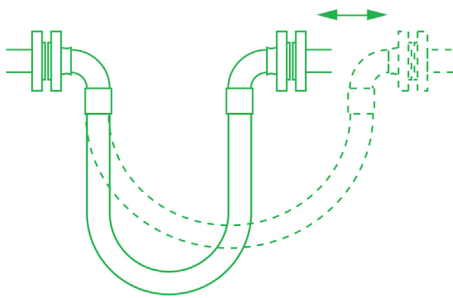
The Third Rule is that the hose configuration should always be designed, and supported where necessary, to avoid any possibility of external abrasion.

In some cases, the length, configuration and angle of the hose can be designed to avoid abrasion. In others, static or moving support frames or support wheels are required.

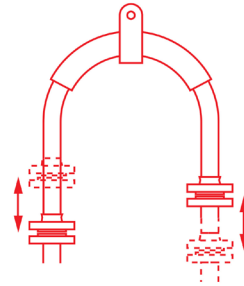
**INCORRECT** - Abrasion against hose



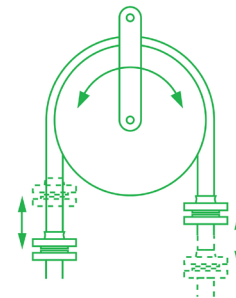
**CORRECT** - No hose abrasion



**INCORRECT** - Abrasion inside support



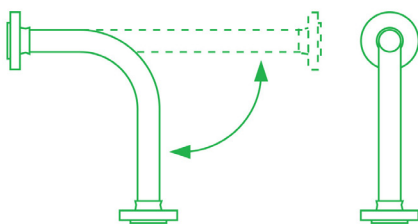
**CORRECT** - No abrasion over support



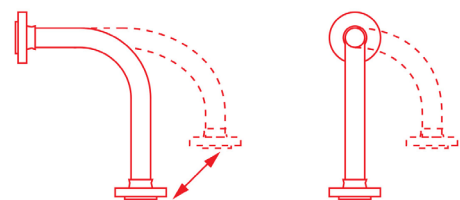
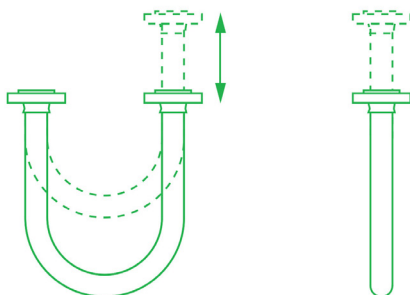
The Fourth Rule is that the hose must not be subjected to torque, either during connection, or as a result of the flexing cycle.

Torque (twist) in the hose can be applied during connection if the hose is accidentally twisted, or if the second end being connected is a screwed connection, and the hose is subjected to torque during final tightening.

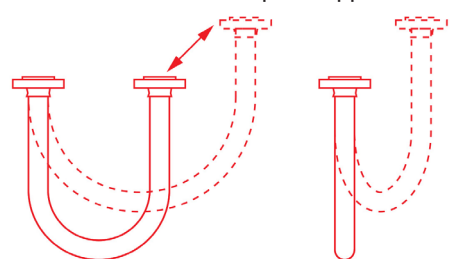
In a flexing application, if any flexing cycle of the hose occurs in 3 dimensions instead of 2, then torque will also occur:



**CORRECT** - Flexing movement takes place in 2 dimensions



**INCORRECT** - Flexing movement takes place in 3 dimensions so torque is applied



# HOSE CONFIGURATION & LENGTH CALCULATIONS

## - FOR LENGTH CALCULATIONS

### CALCULATING THE HOSE LENGTH

The formula for calculating the bent section of the hose length around a radius is derived from the basic formula that the circumference of a circle =  $2\pi R$ , where  $R$  = the radius of the circle, and  $\pi$  = a constant, = 3.142.

So, if the hose goes around a 90° bend, which is  $\frac{1}{4}$  of a full circumference, and the radius of the bend is  $R$ , then the length of the hose around the bend is =  $\frac{1}{4} \times 2\pi R$ . Or half way round, in a U-shape, =  $\frac{1}{2} \times 2\pi R$ .

#### Note :

In calculating the length of a hose assembly, the (non-flexible) length of the end fittings must be added in, also the length of any straight sections of hose, as in the following example:

#### Example :

To calculate the length for a 1" bore size hose with flange end fittings, to be fitted in a 90° configuration with one leg 400mm long, the other 600mm long.

Length of Bent Section (yellow) =  $\frac{1}{4} \times 2\pi R$  (342)

$$= \frac{1}{4} \times 2 \times 3.142 \times 342 = \mathbf{537mm}$$

Length of top, Straight Section, including the top end fitting length

$$= 600 - 342 = \mathbf{258mm}$$

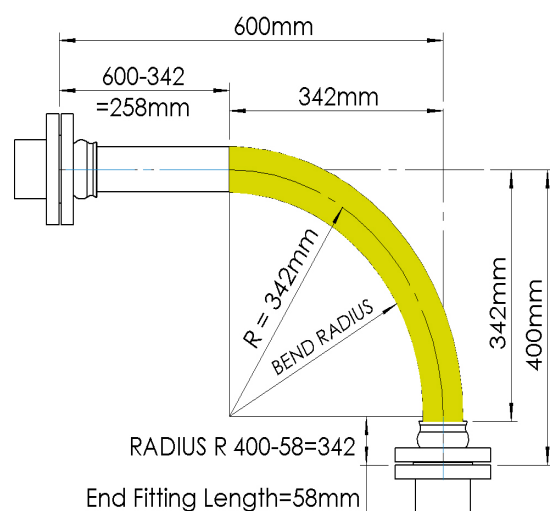
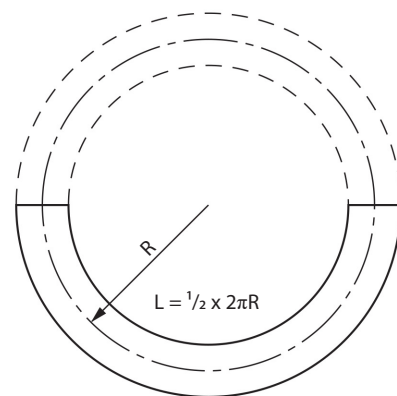
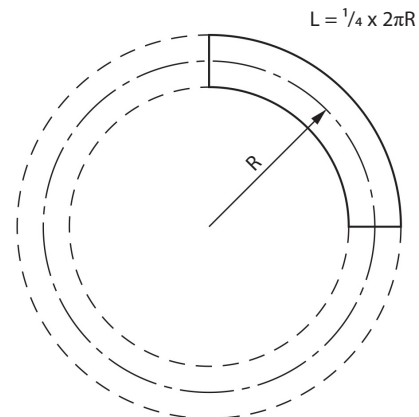
Length of bottom end fitting =  $\mathbf{58mm}$

Total length of Hose Assembly =  $537 + 258 + 58 = \mathbf{853mm}$

#### Things to consider

- A hose will normally take the longest radius available to it to go around a corner, not the MBR! Also always remember to include the **non-flexible** end fitting lengths.
- In dynamic applications, remember to always calculate the lengths for the most extended configuration during the flexing cycle, not the least extended.
- If the configuration is simply too complex for calculation, then obtain a length of flexible tubing of some kind, mark on paper, or a wall, or floor, or both where the connection points will be relative to each other, scaled down if necessary, then manually run the flexible tubing between them with full radii round bends. Measure the extended length, then scale up if necessary to determine the approximate length of the hose.

If in doubt, consult Aflex Hose.



Note: The bend radius is measured to the inside edge of the hose, For the minimum bend radius refer to page 5.

# CONDITIONS OF SALE

## DEFINITIONS

**"Business Days"** shall mean a day (other than Saturday or Sunday or public holiday) when the banks in London are open for business.

**"Conditions"** shall mean these terms and conditions for the sale of Goods or the supply of Services or both made by the Seller and the Customer.

**"Contract"** shall mean a binding contract for the sale of Goods and/or Services or both made by the Seller and the Customer.

**"Customer"** shall mean the individual or entity that is purchasing Goods and/or Services hereunder.

**"Factored Products"** shall mean products which are supplied by Seller, but are not manufactured by Seller, and are purchased by Seller from another supplier or manufacturer.

**"Full Product Brochure"** shall mean the brochure for each of Sellers specific Product available at <http://www.aflex-hose.com/products-and-markets/>.

**"Goods"** shall mean either the Products and/or the Factored Products.

**"Losses"** shall mean a) any direct and/or indirect, special or consequential loss or damage; b) loss of data or other equipment or property; or c) economic loss or damage; or d) incurring of liability for loss of damage of any nature whatsoever suffered by third parties (including in each case incidental and punitive damage); or e) any loss of actual; or anticipated profit, interest, revenue, anticipated savings or business damage to goodwill.

**"Products"** shall mean those products which are manufactured by Seller and are described on the Seller's website.

**"Seller"** shall mean Aflex Hose Limited.

**"Services"** means the services (if any) agreed to be supplied by the Seller to the Customer as detailed in the Order acknowledgment.

## 1. GENERAL

- (a) These Conditions shall govern all Contracts between Seller and the Customer to the exclusion of all other terms and conditions including any terms or conditions which the Customer may purport to impose, apply or introduce under any document, communication, order or similar.
- (b) A Customer shall place its order for the Goods or Services (or both) by completing the Seller's standard purchase order form (the **"Purchase Order"**). Each Purchase Order shall be deemed to be an offer by the Customer to buy the Goods or Services (or both) of the Seller that are identified in the Purchase Order subject to these Conditions exclusively. The Purchase Order shall only be deemed to be accepted when the Seller issues to the Customer an order acknowledgment form which indicates acceptance of the Customer's offer on these Conditions (**"Order Acknowledgment"**). A Contract between the Seller and the Customer shall come into existence at the time and on the date when the Seller delivers the relevant Goods and/or Services (or both) to the Customer.
- (c) Delivery will be at Customers cost from Seller's facilities Brighouse, West Yorkshire, England.
- (d) Title in the Goods shall remain at all times with Seller until full payment in clear funds has been received.
- (e) Risk of loss or damage in the Goods shall pass to the Customer upon delivery to the Customer or third party carrier.
- (f) Delivery dates specified by Seller are only Seller's best estimates and Seller's only responsibility will be to use reasonable commercial efforts to meet all specified delivery dates. Unless otherwise agreed in writing, time is not of the essence.

## 2. CUSTOMER RESPONSIBILITIES AND OBLIGATIONS

- (a) It is the Customer's strict responsibility and sole liability to review all of the usage conditions and usage limitations given for the Seller's Products. The usage conditions and limitations are as referred to in these Conditions and are as further specified in the relevant Full Product Brochure. It will be the Customer's sole responsibility to consult with and to familiarise itself with the latest, up to date Product information and Full Product Brochure at the time of ordering, which are only available and downloadable from the Sellers website at <http://www.aflex-hose.com/products-and-markets/> or on request, in writing from Seller. The Customer hereby represents and warrants that it has read and understood the applicable Full Product Brochure and the usage conditions and the usage limitations set forth therein, and has ensured their compliance with the [intended end use] application conditions.
- (b) If the Customer subsequently sells or assigns any Products to any other person or entity, the Customer shall ensure that the final end user of the Products is supplied with these Conditions of Sale, the applicable Full Product Brochures, the Seller website address, together with notification of the requirement to review the usage conditions and limitations. The Customer shall include the terms and conditions set forth herein in its Conditions of Sale to any third party. The Customer hereby agrees and acknowledges that Seller shall have no responsibility nor liability whatsoever for any claims arising in whole or in part out of the Customer selling or assigning the Products to a third party that does not use the Products in accordance with Sellers usage requirements and limitations (**"Non-Conforming Use Claims"**). The Customer shall indemnify and hold Seller, its officers, directors, employees, affiliates and representatives

fully harmless from any and all claims in respect of any Losses whatsoever howsoever arising out of or related to or associated with Non-Conforming Use Claims.

- (c) The Customer agrees and acknowledges that for any intended Product application in which special conditions apply which are not defined, or not defined sufficiently in the Product Brochure, the Customer shall write to Seller requesting written advice relating to any usage limitations resulting from special conditions. The Customer shall be fully liable and responsible for ensuring the design suitability and safety of the Products in their intended applications, giving particular consideration to any special condition relating to, but not restricted to the chemical and electrostatic compatibility of the fluids or gases passing through, the possibility of diffusion of fluid or gases through the PTFE hose lining, the possibility of external corrosive conditions, the types and likelihood of excessive mechanical abuse, such as abrasion (internal or external), crushing, excessive flexing or vibrations, etc. and any excessive temperature and/or pressure "pulsing" conditions, or any other condition which may cause premature hose failure. The Customer shall consider, and take account of the degree of risk involved in any potential Product failure, including the provision of adequate protection in the event of any risk to any persons. In applications where any type of Product failure would lead to financial losses if the Product is not replaced immediately, the Customer agrees and acknowledges that it shall be the Customer's responsibility to order and hold in stock spare Product(s) accordingly. The Customer shall advise Seller in writing at the time of placing the enquiry and on any Purchase Order if there are any special requirements for the Product, including special cleaning, or drying, or extra testing requirements which are in addition to normal industrial standards. Mere notice of such additional requirements to Seller however, does not relieve the Customer of its responsibility and liability for ensuring adequate measures are taken or are in place for such applications nor does the mere notification burden nor transfer to Seller any Customers' liability that the Customer has for such intended application.

## 3. FACTORED PRODUCTS

- (a) The Customer accepts that Seller is not an expert in the technical features which apply to Factored Products and/or their use in application. Seller's only obligation will be to pass on to the Customer all the written information which they have regarding the Factored Product, but the Customer shall be responsible for ensuring that this and any other necessary Factored Product information is obtained and is reviewed and will decide solely if such data is sufficient to ensure that the Factored Product is fit for purpose in the intended usage application. If any application requirements apply which are not fully covered by the information which the Customer can obtain, then the Customer undertakes not to use or supply the Factored Product for use in that application. The Customer is also responsible for ensuring that the Factored Product will not be subjected to levels of usual or accidental physical abuse in service which would cause the Factored Product to fail. The Customer agrees and acknowledges that Seller, its officers, directors, employees, affiliates and representatives shall not be held liable for any claims or obligations arising out of the Customer's failure to fulfil any or all of its responsibilities set forth in this clause 3. a.), and hereby agrees to indemnify and hold Seller its officers, directors, employees, affiliates and representatives fully harmless from any and all claims that may arise in regard to Factored Products.
- (b) If the Customer has any doubts concerning these or any other usage conditions and limitation or safety parameters, the Customer shall consult Seller at the number and address in the Notice Provisions below and request a written response to any queries.

## 4. HOSE SERVICE LIFE - WARRANTY

- (a) The Product shall be as described in the Full Product Brochure. It shall comply with the specification materially in all respects. In respect of Factored Products please refer to its manufacturer's statement.
- (b) It is not possible for Seller to warranty a minimum service life for any of its Products (for Factored Product's warranty provisions, please refer to manufacturer's standard policy) which can be applicable for every type of application. As such, Customer acknowledges that, except as provided below in Sections 4. c), 4. d) and 4. e.), Seller is not warranting a minimum service life of any of the Seller's Products. For avoidance of doubt Seller cannot and does not give any warranty in respect of the Factored Products, but will pass on to the Customer any (unexpired) warranty that is given by the manufacturer of the Factored Products.
- (c) Save as provided for in 4. e.), below service life predictions or warranties of the Products, in respect of certain applications can only be given in cases where all the relevant information concerning the application is given in writing to Seller and Seller subsequently confirms in writing the service life prediction/warranty prior to the order being placed.
- (d) If such a written undertaking is not sought and given, Seller shall not be held liable for any of its Product's (or Factored Product) failure which the Customer considers to be premature, except for defects which are due to faulty materials or manufacturing and which occur within 24 months or 12 months, as applicable, of supply as provided for under 4.e) below.
- (e) Seller warrants its Products to be free from faulty materials or manufacturing defects from the date of delivery, for 24 months; provided, however, that



# CONDITIONS OF SALE CONTINUED

all Hose Assemblies which are "ETH" (Electrical Trace Heated) Grade or are Factored Products are only warranted for 12 months. The sole liability of Seller and the Customer's sole remedy for breach of warranty is as set out in clauses 5. a) and/or 5. b) below as applicable.

**(f) SAVE AS PROVIDED FOR IN CLAUSE 4 c) (IF APPLICABLE) and/or 4 e) ABOVE, SELLER MAKES NO WARRANTY OF ANY KIND WHATSOEVER, EXPRESS OR IMPLIED OTHER THAN AS SPECIFICALLY STATED HEREIN, AND THERE ARE NO WARRANTIES OF MERCHANTABILITY AND/OR FITNESS FOR A PARTICULAR PURPOSE WHICH EXCEED THE OBLIGATIONS AND WARRANTIES SPECIFICALLY STATED HEREIN.**

## 5. PRODUCT FAILURE

**(a)** In the event of a Product failure during the applicable warranty period set forth in Section 4 c) (if applicable) and/or 4. e), the Customer shall provide Seller with written notification within forty-eight (48) hours of discovering the fault. Seller requires that the relevant Product(s) not be cut up or tampered with, but should be decontaminated and returned to Seller, together with a decontamination certificate, for examination and analysis of the fault. The Customer should also provide full details in writing of the application conditions under which the hose failed, including Pressure, Vacuum, Temperature, Flexing and any cycling of any of these, also the fluids, gases and any cleaning products passed through the hose, and the total time that the hose has been in service also the original order number and the Serial Number for the hose. The Customer may send its own witness to the examination if required. Seller will provide a Non-Conformance Report to the Customer. The Customer shall bear the cost of returning the Seller Products that have failed; provided, however, as set forth in 5. b) or 5. c), below, Seller shall reimburse the Customer for any shipping costs if it is determined that the failure is covered by the warranty set forth in Section 4. e).

**(b)** In the event of a Factored Product failure, the Customer shall advise Seller with written notification within 48 hours of discovering the fault. The failed Factored Product shall not be tampered with or de-constructed in any way, but shall be decontaminated as required to render it fully safe and free from harmful substances and held awaiting advice concerning its disposition from Seller. Full details concerning the application, the time in use in the application and a full description of the type of failure shall be supplied to Seller, who shall pass this information on to the supplier or manufacturer of the Factored Product for advice concerning the appropriate course of action. The Customer will then be advised accordingly.

**(c)** If Seller determines that faulty materials or a manufacturing defect in the Product (and/or Factored Product after consulting with the manufacturer) is responsible for the product failure, the maximum liability shall be the invoice value of the failed product itself, or the invoice value of the whole customer order as determined by Seller in its sole discretion, along with any reasonable costs for removal and replacement of the product, and costs for packing and dispatching the failed product back to Seller.

## 6. UNTESTED HOSE SUPPLIES FOR SELF-ASSEMBLY BY CUSTOMERS ("SAC")

**(a)** Seller does supply "loose" hose, without end fittings attached to a SAC, who will then cut the hose to length and attach end fittings to make up Hose Assemblies for their own use, or for sale to their own customers.

**(b)** Unless the SAC requests, and Seller confirms that the 'loose' hose is to be pressure tested before supply, such Hydrostatic testing of the hose and the end fitting attachment will not normally be offered by Seller. The SAC agrees and acknowledges that it will be solely responsible for carrying out such hydrostatic pressure testing of one hundred percent (100%) of such assemblies. The Maximum Working Pressure (MWP) of the hose assembly is specified in the relevant Full Product Brochure. The safety factor is also noted within the Full Product Brochure.

**(c)** When pressure testing braided hoses with a plastic or rubber outer cover, the cover will mask any signs of leakage for a time. The SAC agrees and acknowledges that after the hydrostatic pressure test, it is further required to test each covered hose assembly with an internal helium gas pressure of 30 Bar (450 psi) for hose sizes up to 1" and 15 Bar (225 psi) for hose sizes above 1", with the hose assembly immersed in water to enable leak detection by gas bubbles, for a minimum test period of 5 minutes.

**(d)** The SAC agrees and acknowledges that it alone shall determine and approve the Design Suitability of the hose assembly for its intended use before supply and that, except as set forth in 6. B), it shall indemnify and hold Seller fully harmless from any and all Claims and Losses, whether direct or indirect arising from Design Suitability for a SAC. This includes proceeding in accordance with 2. a) and 2. d) above.

**(e)** Seller's liability is limited to its Products which are assembled by approved SAC if all the hose and fitting components were supplied by Seller or approved for use by Seller in writing, and they were assembled and tested in accordance with Seller's current Manufacturing and Testing Instructions, available to approved SAC in an I-Bay on the Seller website.

## 7. UNTESTED HOSE ASSEMBLIES

Seller is sometimes requested by Customers to attach non-standard end fittings to hose assemblies which the Customer supplies, and in some cases it is not possible to connect these fittings to the Seller pressure test system. In such cases a "concession not to test" is obtained from the Customer, and a label is attached

to the hose assembly, warning that it requires pressure testing before use. The Customer agrees and acknowledges that Seller shall have no liability whatsoever if the Customer does not comply with the warning that requires pressure testing before use, and agrees to fully indemnify and hold Seller fully harmless from any and all claims arising from this situation.

## 8. FORCE MAJEURE

Seller shall not be liable for any delay in delivery, failure to deliver or default in performing in accordance with any Customer's order if the delay or default is due to: (a) fires, floods, strikes, or other labour disputes, accidents to Seller's production facilities, acts of sabotage, riots, natural disasters, difficulties procuring materials, shortages of raw materials, interference by civil or military authorities, whether legal or de facto, governmental restrictions, including but not limited to failure to obtain export licenses, delays in transportation or lack of transportation facilities, restrictions imposed by federal, state or other governmental legislation or, rules or regulations thereof, including a force majeure event occurring in respect to one of Seller's suppliers; or (b) any other cause beyond Seller's control.

## 9. LIMITATIONS OF LIABILITY & EXCLUDED APPLICATIONS

**(a)** Seller's Products and/or Factored Products have not been designed nor tested for use in aerospace, medical implantation or radioactive fields ("**Excluded Applications**"), and as such their use is therefore strictly prohibited. Customer agrees and acknowledges that it is aware of the limitations set forth in this clause 9. a), and hereby acknowledges and agrees that Seller shall have no liability whatsoever in the event Customer decides to unilaterally violate such prohibition by using Seller Products and/or Factored Products for such Excluded Applications. Customer hereby further agrees to indemnify Seller, its officers, directors, employees, affiliates and representatives for any and all Claims and Losses arising out of Customer's use of the Seller's Products and/or Factored Products in such Excluded Applications.

**(b)** Seller will not accept liability for any failures of the Seller Products and/or Factored Products which are caused by Customer's failure to perform and/or discharge their Responsibilities fully as specified in these Conditions.

**(c) SAVE FOR: i) DEATH OR PERSONAL INJURY CAUSED BY AN ACT OR OMISSION TO ACT OF SELLER; OR ii) FOR AN ACT OF FRAUD/FRAUDULENT STATEMENT AND TO THE MAXIMUM EXTENT PERMITTED BY LAW AND NOTWITHSTANDING ANYTHING TO THE CONTRARY HEREIN, IN NO EVENT SHALL SELLER BE LIABLE FOR ANY SPECIAL, INDIRECT, INCIDENTAL, CONSEQUENTIAL, EXEMPLARY, OR PUNITIVE DAMAGES OR LOSS, LOSS OF PROFITS OR REVENUE, LOSS OF PROCESS PRODUCTS, DAMAGE TO EQUIPMENT, DOWNTIME COSTS, OR LOSS OF USE EVEN IF INFORMED OF THE POSSIBILITY OF SUCH DAMAGES. TO THE EXTENT PERMITTED BY APPLICABLE LAW, THESE EXCLUSIONS AND LIMITATIONS WILL APPLY REGARDLESS OF WHETHER LIABILITY ARISES FROM failure of the product(s), BREACH OF CONTRACT, FAILURE TO DELIVER ON TIME, WARRANTY, TORT (INCLUDING, BUT NOT LIMITED TO, NEGLIGENCE), BY OPERATION OF LAW, OR OTHERWISE.**

## 10. COMPLETION OF BULK HOSE ORDERS

Due to the nature of the production of PTFE hose, Seller reserves the right to call an order complete in the following situations. If a product is a standard Seller product (as listed in Seller's product brochures) a figure of +10% of original order quantity can be supplied. If the product is a non-standard product and outside the Seller's standard product range the figure of +/- 10% of the original order quantity can be supplied. Goods supplied within these parameters would render the order complete.

## 11. NOTICE PROVISIONS

Any written notice required to be provided to Seller shall be sent to the following address: Seller Limited, Spring Bank Industrial Estate, Watson Mill Lane, Sowerby Bridge, Halifax, West Yorkshire, HX6 3BW.

## 12. EXCLUSION OF CONTRACTS FOR THE INTERNATIONAL SALE OF GOODS

The United Nations Convention on Contracts for the International Sale of Goods shall not apply to these Conditions of Sale and any and all other Customer documents.

## 13. GOVERNING LAW; JURISDICTION

**(a)** These Conditions of Sale and all rights, duties and obligations hereunder, including any and all other Customer agreements and orders shall be governed by and subject to English Law.

**(b)** The Customer acknowledges and agrees that any disputes arising out of or related in any way to this Agreement, including a breach of this Agreement, shall be brought exclusively in the courts of England, United Kingdom. Furthermore, Customer knowingly, voluntarily and irrevocably (a) consents to the exclusive jurisdiction of these courts, (b) waives any immunity or objection, including any objection to personal jurisdiction or the laying of venue or based on the grounds of forum non conveniens, which it may have from or to the bringing of the dispute in such jurisdiction, (c) waives any personal service of any summons, complaint or other process that may be made by any other means permitted by England, United Kingdom, (d) waives any right to trial by jury, (e) agrees that any such dispute will be decided by court trial without a jury, (f) understands that it is giving up valuable legal rights under this 13. B), including the right to trial by jury, and that it voluntarily and knowingly waives those rights.

# BIOFLEX ULTRA

## CORROFLON

## CORROLINE+

## PHARMALINE N&X

## SMOOTHBORE

## HYPERLINE FX

## VISIFLON

### UK

Spring Bank Industrial Estate  
Watson Mill Lane  
Sowerby Bridge  
Halifax  
West Yorkshire, HX6 3BW  
Tel: +44 (0) 1422 317200  
Fax: +44 (0) 1422 836000

### USA

32 Appletree Lane  
Pipersville  
Bucks County  
Pa 18947  
Tel: 215 - 766 - 1455  
Fax: 215 - 766 - 1688



WWW.AFLEX-HOSE.COM

**AFLEX HOSE**  
The world's leading manufacturer of  
PTFE Flexible Hose