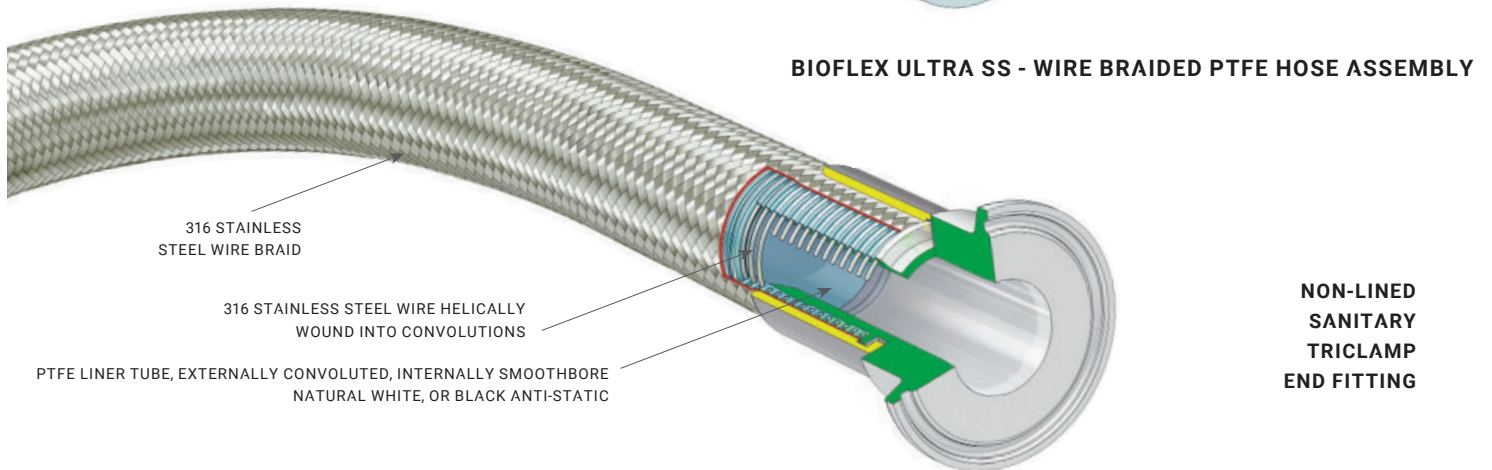
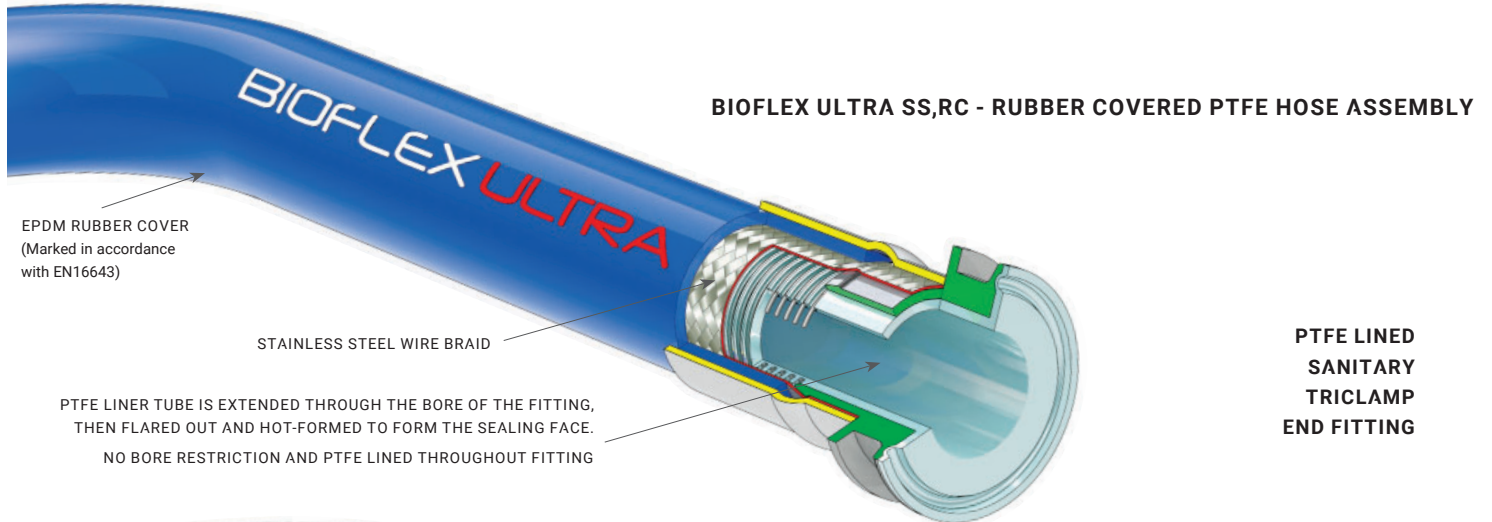


# BIOFLEX<sup>®</sup> ULTRA

PTFE Hose for biotechnology and pharmaceutical fluid transfer

Very flexible, yet kink resistant - smooth bore for uninterrupted fluid flow and ease of cleaning



## BIOFLEX ULTRA HOSE SPECIFICATIONS

### HOSE BORE SIZE RANGE -

$\frac{3}{8}$ " (9.5MM) UP TO 3" (80MM)

### HOSE LENGTHS -

UP TO 100 FEET (30 METERS) UP TO 2", 60 FEET (18 METERS)

UP TO 2  $\frac{1}{2}$ ", 50 FEET (15 METERS) UP TO 3"

### TEMPERATURE LIMITS -

SS Braided Hose -100°F (-73°C) TO +500°F (+260°C)

EPDM Rubber Covered Hose -40°F (-40°C) TO +302°F (+150°C)

Silicone Rubber Covered Hose -100°F (-73°C) TO +400°F (+204°C)

Polypropylene Braided Hose -22°F (-30°C) TO +212°F (+100°C)

### WORKING PRESSURE RATINGS -

FOR SS BRAIDED AND RUBBER COVERED HOSE 1160 PSI (80 BAR) FOR

$\frac{3}{8}$ " BORE HOSE, UP TO 218 PSI (15 BAR) FOR 3" BORE HOSE

### VACUUM LIMITATIONS -

USABLE AT VACUUM TO -0.9BAR FOR ALL SIZES UP TO 392°F (200°C).

212°F (+100°C) FOR TUBE ONLY GRADE (TO)

**END FITTING OPTIONS** *Non-Lined, or PTFE Lined and Flared design for:* SANITARY TRICLAMP, HYGIENIC SMS, DIN 11851, I-LINE, ANSI 150, DIN AND JIS SWIVEL FLANGE, CAM & GROOVE, AND DIP PIPES. LASER ETCHED FERRULE FOR ULTIMATE TRACEABILITY

**END FITTING OPTIONS** *Non-Lined design for:*

BSP, NPT AND JIC THREADED FITTINGS, AND RJT FITTINGS

### BRAID DESIGN OPTIONS -

STAINLESS STEEL WIRE (GRADE SS) OR POLYPROPYLENE YARN BRAID (GRADE PB)

### EXTERNAL COVER OPTIONS -

BLUE (GRADE RC) OR BLACK (GRADE BK) EPDM RUBBER COVER, OR CLEAR SILICONE RUBBER COVER (GRADE SI)

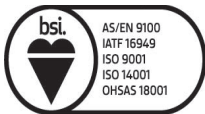
Nominal Hose Bore Size		Actual Bore Size		Bioflex Ultra Grade (Braid & Cover)	Helical Wire	**Maximum Working Pressure of Hose		Burst Pressure		Minimum Bend Radius	
in	mm	in	mm			Bar	psi	Bar	psi	in	mm
3/8	9.5	0.382	9.7	TO	-	5	72	20	290	1 3/8	35
		0.382	9.7	SS	-	80	1160	500	7200	3/4	19
		0.382	9.7	RC/BK/SI	-	80	1160	500	7200	3/4	19
1/2	15	0.516	13.1	TO	✓	5	72	20	290	2 3/8	60
		0.516	13.1	SS	✓	70	1015	400	5800	1 1/2	38
		0.516	13.1	PB	✓	35	500	140	2000	1 1/2	38
		0.516	13.1	RC/BK/SI	✓	70	1015	400	5800	1 1/2	38
5/8	16	0.638	16.2	TO	✓	5	72	20	290	2 1/2	64
		0.638	16.2	SS	✓	65	940	380	5500	1 3/4	45
		0.638	16.2	PB	✓	33	480	130	1900	1 3/4	45
		0.638	16.2	RC/BK/SI	✓	65	940	380	5500	1 3/4	45
3/4	20	0.760	19.3	TO	✓	5	72	20	290	3	75
		0.760	19.3	SS	✓	60	870	300	4350	2	50
		0.760	19.3	PB	✓	30	440	120	1750	2	50
		0.760	19.3	RC/BK/SI	✓	60	870	300	4350	2	50
* 7/8	22	0.870	22.1	TO	✓	4	60	16	230	3 1/2	90
		0.870	22.1	SS	✓	55	800	220	3200	2 1/8	55
		0.870	22.1	PB	✓	27.5	400	110	1600	2 1/8	55
		0.870	22.1	RC/BK/SI	✓	55	800	220	3200	2 1/8	55
1	25	1.012	25.7	TO	✓	4	60	16	230	4 3/4	110
		1.012	25.7	SS	✓	50	720	200	2900	2 3/4	70
		1.012	25.7	PB	✓	25	360	100	1450	2 3/4	70
		1.012	25.7	RC/BK/SI	✓	50	720	200	2900	2 3/4	70
1 1/4	32	1.268	32.2	TO	✓	3	43	12	175	5 1/2	140
		1.268	32.2	SS	✓	45	650	180	2600	4	100
		1.268	32.2	PB	✓	23	330	90	1300	4	100
		1.268	32.2	RC/BK/SI	✓	45	650	180	2600	4	100
* 1 3/8	35	1.370	34.8	TO	✓	2	29	8	116	6 1/2	160
		1.370	34.8	SS	✓	40	580	160	2320	4	100
		1.370	34.8	PB	✓	20	290	80	1160	4	100
		1.370	34.8	RC/BK/SI	✓	40	580	160	2320	4	100
1 1/2	40	1.516	38.5	TO	✓	2	29	8	116	7	180
		1.516	38.5	SS	✓	40	580	160	2320	5 1/2	140
		1.516	38.5	PB	✓	20	290	80	1160	5 1/2	140
		1.516	38.5	RC/BK/SI	✓	40	580	160	2320	5 1/2	140
* 1 7/8	48	1.866	47.4	TO	✓	2	29	8	116	11	280
		1.866	47.4	SS	✓	35	500	140	2000	6 3/8	170
		1.866	47.4	PB	✓	18	250	72	1040	6 3/8	170
		1.866	47.4	RC/BK/SI	✓	35	500	140	2000	6 3/8	170
2	50	2.012	51.1	TO	✓	2	29	8	116	12	300
		2.012	51.1	SS	✓	30	430	120	1750	8	200
		2.012	51.1	PB	✓	15	215	60	870	8	200
		2.012	51.1	RC/BK/SI	✓	30	430	120	1750	8	200
2 1/2	65	2.508	63.7	SS	✓	20	290	80	1160	11 7/8	300
		2.508	63.7	PB	✓	12	174	48	696	11 7/8	300
		2.508	63.7	RC/BK/SI	✓	20	290	80	1160	11 7/8	300
3	80	3.024	76.8	SS	✓	15	218	60	870	13 3/4	350
		3.024	76.8	PB	✓	10	145	40	580	13 3/4	350
		3.024	76.8	RC/BK/SI	✓	15	218	60	870	13 3/4	350

\*The 7/8", 1 3/8" and 1 7/8" hose sizes are only suitable for use with PTFE lined sanitary clamp (or triclover) end fittings and PTFE lined I-Line end fittings.

\*\* The Maximum Working Pressure of a hose assembly is limited to the lowest of the MWP's of either of the two end fittings, or of the hose itself as listed above. The MWP of the hose reduces as the operating temperature increases, consult Aflex Hose for guidance.

Note: 2 1/2" & 3" TO (Tube only) cannot be ordered as an assembly.

## BFXU - USA/02.04.19 Rev 4



A member of Watson-Marlow Fluid Technology Group.  
A Spirax-Sarco Engineering plc company

## AFLEX HOSE USA LLC

32 Appletree Lane  
Pipersville, PA 18947

Tel: 215 - 766 - 1455

Fax: 215 - 766 - 1688



[WWW.AFLEX-HOSE.COM](http://WWW.AFLEX-HOSE.COM)



Disclaimer: The information contained in this document is believed to be correct but Aflex Hose Limited accepts no liability for any errors it contains and reserves the right to alter specifications without notice. It is the users' responsibility to ensure product suitability for use within their application. Bioflex, Corroflon, Corroline, Hyperline FX, Pharmaline are registered trademarks of Aflex Hose Limited.